



inFace IPL Hair Removal

User's Manual

Welcome to Use inFace

inFace IPL Hair Removal is independently developed and manufactured by Shenzhen inFace Technology Co., Ltd., which is affiliated to Shenzhen Migoo Smart Co., Ltd. Since its inception, the company has always been based on the practicality, functionality and safety of the products. With the aim of creating scientific and smart products, we are striving to explore and innovate.

inFace Hair Removal

PRODUCT EFFICACY

IPL depilation is non-irritating, safe and convenient

PRECAUTIONS

- Please read this manual carefully and keep it properly before using the product.
- Please use power adapter of gift box with this product and correctly connect the power adapter plug to the household socket to avoid damage.
- Please do not use this product in high temperature and high heat environment.
- If the product is deformed or damaged, please do not use it again to avoid accidents.
- Do not use on skin that have been sunburn or skin cosmetic surgery or wounded areas.
- Do not use this product if there are dark spots such as freckles, birthmarks, moles, tattoos, and permanent makeup areas.
- Do not use this product during pregnancy and lactation.

- Do not use this product when equipped with active implants such as heart rhythm regulator, nerve electrode stimulator and insulin pump.
- Do not use this product for those who have received radiotherapy or chemotherapy in the past three months.
- Do not use this product for those who have diabetes, congestive heart disease, light allergy disease, epilepsy, immuno suppressive disease history (including HIV or AIDS infection).
- It is not recommended for people with allergy, skin diseases, dermatitis, skin injury, eczema, swelling, etc.
- This product not work with Dark skin.
- If there is a history of radon formation, a known photosensitivity (photosensitivity) or medication to make the skin more sensitive, including non-vegetative anti-inflammatory agents (eg, aspirin, ibuprofen, acetaminophen), tetracycline, phen Thiophene, thiophene, diuretics, sulfonyleureas, sulfa drugs, trimethoprim, fluorouracil, vinblastine, griseofulvin, AHA, Retinoic acid, Accutane or topical Retinoid A and so on. Don't use those.
- Do not use if you are currently taking AHA, beta acid, Retinoic acid, pimples (isoretinoic acid), topical retinoids or azelaic acid.
- Do not use acne medicine (isoretinoin) in the past 6 months and Hmng compound health method in the past 3 months.
- If you have ever had herpes, consult your doctor before using this product.
- Do not use this product for warts, tattoos and permanent makeup parts.

- Please dry your hands before use to prevent water or other liquid from entering the instrument and thus damaging the instrument.
- Please refer to the light intensity table to determine the appropriate light intensity; If you feel pain or abnormality in your skin or body, please stop using it immediately.
- Please cut off the power supply for cleaning and maintenance.
- This product Not suitable for children, please keep this product out of reach of children.
- Do not use this product (alcohol, gasoline, nail polish remover, spray, etc.) near flammable items.
- Do not use this product in the environment with water to avoid danger (near bathtub, shower, washbasin, etc.).
- Don't eat light-sensitive foods (such as spinach, rapeseed, mustard, etc.) during using.
- During operating, strictly forbidden to cover the air inlet and venting holes, prevent to affect the heat dissipation.
- Please do not disassemble or repair this product by yourself. For maintenance matters, please contact the merchant who purchased this product after sales.
- Please do sun protection in time after using this product.

PRODUCT PARAMETERS

Product Name: inFace IPL Hair Removal
 Product Model: ZH-01D
 Rated Voltage: 12V=
 Input Power: 36W

Storage Temperature: 0°C-40°C
 Operating Temperature: 5°C-35°C
 Operating Humidity: 30%-85%

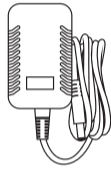
PRODUCT DETAILS

Open the box and you will see:

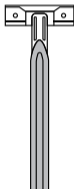
- inFace IPL Hair Removal x 1
- DC power adapter x 1
- User's Manual and Warranty Card x 1
- Eye Protective Sunglasses x 1
- Razor x 1



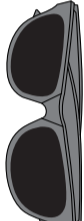
User's Manual and Warranty Card



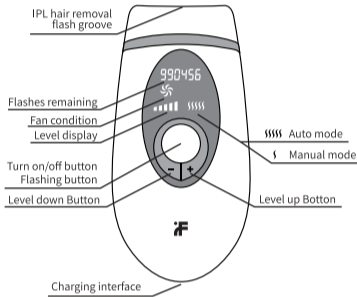
DC power adapter



Razor



Eye Protective Sunglasses



Note: The figures and related product features described in this manual, and some definitions of the terms, can only be used as a reference. The users should prevail in kind. In view of the consistent policy of continuous improvement of the products, the company reserve the rights to change the product specifications without prior notice.

WARM TIPS

For the first time to use this product, please carry out skin illumination test for each part and wait for 24 hours before illumination depilation. (Note: If you find any change in skin color from the last time you used, such as tanning, please conduct a skin test again.)

For reaching the best effects, during the skin test, please try to select the highest intensity that will not cause skin discomfort. Do not look directly into the light port, or flash your eye during operation. Please wear goggles. If the filter lens on the light port is stained, do not spray alcohol directly on the light port.

PREPARATION

- For the parts that need depilation, please use a razor to remove the hair.(Below 1mm) (Note: Do not use depilatory cream instead of shaving)
- Clean the skin to ensure that the skin surface is free of hair, completely dry and free of oily substances.(For example, do not have residues such as fragrance fluid, lotion, perfume, tanning cream and sunscreen)
- Check whether the device and light port are clean and tidy, and whether there are hair, dust and fibers and other pollutants left. If so, wipe it carefully.
- Refer to the light intensity table recommended below, adjust the light intensity according to the color of your skin and body hair, and keep yourself in a comfortable state.



Spectral Reference of Light Intensity Meter

| Hair color | White/grey | Red | Beige | Light blond | Brown | Dark brown | Black |
|-------------|------------|-----|-------|-------------|-------|------------|-------|
| Skin color | White | ⊗ | ⊗ | ⊗ | ⊗ | ⊗ | ⊗ |
| Beige | ⊗ | ⊗ | ⊗ | 4/5 | 4/5 | 4/5 | 4/5 |
| Light brown | ⊗ | ⊗ | ⊗ | 4/5 | 4/5 | 4/5 | 4/5 |
| Brown | ⊗ | ⊗ | ⊗ | 1/2/3 | 1/2/3 | 1/2/3 | 1/2/3 |
| Dark brown | ⊗ | ⊗ | ⊗ | ⊗ | ⊗ | ⊗ | ⊗ |
| Black | ⊗ | ⊗ | ⊗ | ⊗ | ⊗ | ⊗ | ⊗ |

Note: 1. If you feel any pain or discomfort, please reduce the light intensity;
 2. Recommended light intensity (1-5) in the following table, "X" indicates that this product is not suitable for use.

5. It is recommended to illuminate depilation parts: legs, armpits, arms, forehead fluff, etc.



Note:

Male users: please do not use this product on the face with beard or male genital organ.
 Do not use around eyes, near eyebrows, nostrils, inside ears, or anus.
 Female users: nipples, areola, the labia minora, vagina, do not use.

USAGE METHOD



1. Connect the power adapter and long press the key to start the machine.



2. Short press the "+" and "-" keys to adjust the light intensity setting. Please choose the suitable level according to your own situation. The higher the level, the better the effect. Novice suggests starting from the lowest level.



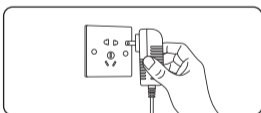
3. When operating, please wear the protective sunglasses which attached in gift box to protect your eyes.



4. Apply this product vertically to the skin, press the key shortly, and begin to illuminate and depilate.



5. The default startup mode of this product is manual mode. Long press the "+" or "-" key to adjust to the Auto mode (in the automatic mode, this product can continuously illuminate and depilate when contacting the skin, with an interval of 2-3 seconds for each illumination) and move to depilate.



6. After depilation, Long press the key to switch off the product and pull off the power adapter.

MAINTENANCE AND CARE AFTER USE

If problems are found during use, please refer to the following table to check the abnormalities. If the problems cannot be solved, please contact the after-sales service.

- Prohibit the use of alcohol irritating cosmetics after hair removal.
- Do not irritate the skin of the hair removal area with hot water above 50 °C after using hair removal.
- Do not exercise vigorously after hair removal, so as to prevent sweating during exercise and irritate the skin in the hair removal area.
- Please pay attention to sun protection after epilation, do not directly expose the epilation area to the sun.
- It is recommended to avoid water within 6 hours after hair removal. Moisturizing water / aloe vera gel products can be used to moisturize the irradiated area.
- Sunburn repair time is not less than 1 week. It is strictly forbidden to tan the irradiated area within 48 hours after performing the light operation. Even if tanning is required after 48 hours, you must always pay attention to any unhealthy conditions on the skin. Please use sunscreen after 72 hours. (Intermittent or indirect sun exposure don't belong to suntan)
- Do not use artificial Sun Tanning during lighting operations.
- If you need to plastic surgery after the lighting (only the irradiation area), please consult your doctor.
- If after shaving and lighting, the skin becomes dry and itchy for a short time. Please be assured that this reaction is not harmful to the body, it will not take long to disappear, and it can be moisturized with a mild moisturizer.

COMMON QUESTIONS

If problems are found during use, please refer to the following table to check the abnormalities. If the problems cannot be solved, please contact the after-sales service.

- Can men use it?
Answer: This product can be used by both men and women.
- Heat sensation in the use part
Answer: This product adopts pulse light technology, and the use part has a warm feeling, which is a normal phenomenon. If you feel unwell, you can lower the gear position and select a comfortable gear position for irradiation.
- Is it irritating to skin?
Answer: This product adopts pulse light technology to directly hit melanin at the root of hair follicle without stimulation. This product adopts integrated optical filter to ensure skin safety.
- How often do you use it?
Answer: The hair at the depilation site is usually at different stages of the hair growth cycle. In order to effectively act on all hair, the irradiation process should be repeated once a week for the first two months.
- Do you need to replace the lamp cap?
Answer: This product does not need to replace high-performance lamps. The lamp tube of this product has a flash life of more than 900,000 times, and can maintain the illumination effect for more than 5 years (based on the average usage of a single user and the recommended illumination method), thus saving you the cost of purchasing expensive backup lamp caps.

AFTER-SALES SERVICES

- inFace provides a one-year warranty for products. The warranty period starts from the date of purchase.
- During the warranty period, we will replace the parts or the whole product as appropriate for the failure of the product due to defects in materials or production process.
- To apply for warranty, this product must be handed over to the merchant for after-sales service together with the certificate (purchase invoice) that can prove the date of purchase.
- The following circumstances are not covered by the warranty:
 - Damage caused by improper use, such as: using the wrong power supply, inserting the product into the inappropriate socket, artificial damage, etc.
 - Aging and abrasion of products caused by normal use.
 - Product problems caused by other uses, improper operation or non-professional maintenance and use of non-company accessories.
 - Consumables, accessories and other consumables.
 - Damage caused by force majeure factors (such as lightning, earthquake, flood, etc.).

Environmental protection

- This product and packaging materials and accessories are recyclable materials.
- Divide waste into different recycling levels to facilitate the recycling of useful materials.



WASTE TREATMENT

This label on this product or in the owner's manual or on the package indicates that the product cannot be disposed of as general household waste at the end of its useful life. Please consult the local government for recycling according to the classification of the waste.



WARRANTY CARD

Product No.: _____
 Purchase Date: _____
 User Name: _____
 User Address: _____
 Contact Number: _____
 Commodity Name: _____
 Distributor Information: _____
 Order No.: _____
 Fault Description: _____

(Please fill in the warranty card in detail during maintenance. The whole product is guaranteed for one year)



Product Name: inFace IPL Hair Removal
 Product Model: ZH-01D
 Production Date: _____
 Quality Inspection: _____



Shenzhen Migoo Smart Co., Ltd.

AFTER-SALES CONTACT

Phone: 400-007-8388
 Service WeChat: migooSMART
 Working Hours: 9:00-18:00, Monday to Saturday
 (Breaking in Holidays)

Company Information: Shenzhen Migoo Smart Co., Ltd.
 Address: Rm.807, Building U6, Junxiang U8 Intelligent Manufacturing Industrial Park, Gushu Community, Xixiang Sub-District, Bao'an District, Shenzhen, China
 E-mail: service@migoosmart.com
 Post Code: 518000



※ The final interpretation right belongs to Shenzhen Migoo Smart Co., Ltd.